

# Create Your Own Dictionary



Created by

---

---

---



Aa

Aa

Aa

Aa

Aa

Aa

Aa

Aa

Bb

Bb

Bb

Bb

Bb

Bb

Bb

Bb

Bb

Bb

Bb

Bb

Bb

Bb

Bb

Bb



Cc

---

---

---

---

---

---

Cc

---

---

---

---

---

---

Cc

---

---

---

---

---

---

Cc

---

---

---

---

---

---

Cc

Cc

Cc

Cc

Cc

---

---

---

---

---

---

Cc

---

---

---

---

---

---

Cc

---

---

---

---

---

---

Cc

---

---

---

---

---

---

Cc

Cc

Cc

Cc

Cc

---

---

---

---

---

---

Cc

---

---

---

---

---

---

Cc

---

---

---

---

---

---

Cc

---

---

---

---

---

---

Dd

Dd

Dd

Dd

Dd

Dd

Dd

Dd

Dd

Dd

Dd

Dd



Ee

Ee

Ee

Ee

Ff

Ff

Ff

Ff

Ff

Ff

Ff

Ff

Ff

Ff

Ff

Ff

Ff

Ff

Ff

Ff

Ff

Ff

Ff

Ff

Gg

---

---

---

---

---

Gg

---

---

---

---

---

Gg

---

---

---

---

---

Gg

---

---

---

---

---

Gg

Gg

Gg

Gg



Hh

Hh

Hh

Hh

Hh

---

---

---

---

---

Hh

---

---

---

---

---

Hh

---

---

---

---

---

Hh

---

---

---

---

---

Li

Handwriting practice lines consisting of a solid top line, a dashed middle line, and a solid bottom line.

Li

Handwriting practice lines consisting of a solid top line, a dashed middle line, and a solid bottom line.

Li

Handwriting practice lines consisting of a solid top line, a dashed middle line, and a solid bottom line.

Li

Handwriting practice lines consisting of a solid top line, a dashed middle line, and a solid bottom line.

Jj

Jj

Jj

Jj

Jj

Jj

Jj

Jj

Kk

Kk

Kk

Kk

Kk

Kk

Kk

Kk

ll

ll

ll

ll



Ll

Ll

Ll

Ll

Mm

Mm

Mm

Mm

Mm

---

---

---

---

---

---

Mm

---

---

---

---

---

---

Mm

---

---

---

---

---

---

Mm

---

---

---

---

---

---

Mm

Mm

Mm

Mm

Mm

---

---

---

---

---

---

Mm

---

---

---

---

---

---

Mm

---

---

---

---

---

---

Mm

---

---

---

---

---

---

Nn

Nn

Nn

Nn

Nn

Nn

Nn

Nn

A large rounded rectangular box for handwriting practice. In the top-left corner, there is a smaller rounded rectangle containing the uppercase letter 'O' and the lowercase letter 'o'. The rest of the box is empty space for writing. At the bottom, there are four horizontal lines: a solid top line, a dashed middle line, and two solid bottom lines.

A large rounded rectangular box for handwriting practice. In the top-left corner, there is a smaller rounded rectangle containing the uppercase letter 'O' and the lowercase letter 'o'. The rest of the box is empty space for writing. At the bottom, there are four horizontal lines: a solid top line, a dashed middle line, and two solid bottom lines.

A large rounded rectangular box for handwriting practice. In the top-left corner, there is a smaller rounded rectangle containing the uppercase letter 'O' and the lowercase letter 'o'. The rest of the box is empty space for writing. At the bottom, there are four horizontal lines: a solid top line, a dashed middle line, and two solid bottom lines.

A large rounded rectangular box for handwriting practice. In the top-left corner, there is a smaller rounded rectangle containing the uppercase letter 'O' and the lowercase letter 'o'. The rest of the box is empty space for writing. At the bottom, there are four horizontal lines: a solid top line, a dashed middle line, and two solid bottom lines.



A large rounded rectangular box for handwriting practice. In the top-left corner, there is a smaller rounded rectangle containing the letters 'O' and 'o' in a simple, outlined font. The main area of the box is blank, with a set of handwriting lines at the bottom consisting of a solid top line, a dashed middle line, and a solid bottom line.

A large rounded rectangular box for handwriting practice. In the top-left corner, there is a smaller rounded rectangle containing the letters 'O' and 'o' in a simple, outlined font. The main area of the box is blank, with a set of handwriting lines at the bottom consisting of a solid top line, a dashed middle line, and a solid bottom line.

A large rounded rectangular box for handwriting practice. In the top-left corner, there is a smaller rounded rectangle containing the letters 'O' and 'o' in a simple, outlined font. The main area of the box is blank, with a set of handwriting lines at the bottom consisting of a solid top line, a dashed middle line, and a solid bottom line.

A large rounded rectangular box for handwriting practice. In the top-left corner, there is a smaller rounded rectangle containing the letters 'O' and 'o' in a simple, outlined font. The main area of the box is blank, with a set of handwriting lines at the bottom consisting of a solid top line, a dashed middle line, and a solid bottom line.

Pp

---

---

---

---

---

Pp

---

---

---

---

---

Pp

---

---

---

---

---

Pp

---

---

---

---

---

Pp

---

---

---

---

---

Pp

---

---

---

---

---

Pp

---

---

---

---

---

Pp

---

---

---

---

---

Pp

---

---

---

---

---

Pp

---

---

---

---

---

Pp

---

---

---

---

---

Pp

---

---

---

---

---

Pp

---

---

---

---

---

Pp

---

---

---

---

---

Pp

---

---

---

---

---

Pp

---

---

---

---

---

Qq

---

---

---

---

---

Qq

---

---

---

---

---

Qq

---

---

---

---

---

Qq

---

---

---

---

---

Rr

Rr

Rr

Rr

Rr

Rr

Rr

Rr



Rr

Rr

Rr

Rr

Rr

Rr

Rr

Rr

Ss

Ss

Ss

Ss

Ss

---

---

---

---

---

Ss

---

---

---

---

---

Ss

---

---

---

---

---

Ss

---

---

---

---

---

Ss

Ss

Ss

Ss

Ss

---

---

---

---

---

Ss

---

---

---

---

---

Ss

---

---

---

---

---

Ss

---

---

---

---

---

Ss

Ss

Ss

Ss

Ss

---

---

---

---

---

Ss

---

---

---

---

---

Ss

---

---

---

---

---

Ss

---

---

---

---

---



Ss

Ss

Ss

Ss

Ss

Ss

Ss

Ss

Tt

Tt

Tt

Tt

Tt

Tt

Tt

Tt

Tt

Tt

Tt

Tt

Tt

Tt

Tt

Tt

Tt

Tt

Tt

Tt

Tt

Tt

Tt

Tt



Tt

Tt

Tt


Tt

Uu


Uu

Uu


Uu




Blank writing area with a dashed midline for handwriting practice.




Blank writing area with a dashed midline for handwriting practice.




Blank writing area with a dashed midline for handwriting practice.




Blank writing area with a dashed midline for handwriting practice.




A handwriting practice box for the letter 'W'. It features a rounded rectangle in the top-left corner containing the letters 'W' and 'w'. Below this, the box is divided into four horizontal sections by lines: a solid top line, a dashed middle line, a solid bottom line, and a dashed bottom-most line.




A handwriting practice box for the letter 'W'. It features a rounded rectangle in the top-left corner containing the letters 'W' and 'w'. Below this, the box is divided into four horizontal sections by lines: a solid top line, a dashed middle line, a solid bottom line, and a dashed bottom-most line.



A handwriting practice box for the letter 'W'. It features a rounded rectangle in the top-left corner containing the letters 'W' and 'w'. Below this, the box is divided into four horizontal sections by lines: a solid top line, a dashed middle line, a solid bottom line, and a dashed bottom-most line.




A handwriting practice box for the letter 'W'. It features a rounded rectangle in the top-left corner containing the letters 'W' and 'w'. Below this, the box is divided into four horizontal sections by lines: a solid top line, a dashed middle line, a solid bottom line, and a dashed bottom-most line.




Ww

Blank space for writing with a set of three horizontal lines (top solid, middle dashed, bottom solid).




Ww

Blank space for writing with a set of three horizontal lines (top solid, middle dashed, bottom solid).



Ww

Blank space for writing with a set of three horizontal lines (top solid, middle dashed, bottom solid).



Ww


Blank space for writing with a set of three horizontal lines (top solid, middle dashed, bottom solid).

A large rounded rectangular box for handwriting practice. In the top-left corner, there is a smaller rounded rectangle containing the letters 'W' and 'w' in a simple, outlined font. Below this, the main area of the box is divided into four horizontal sections by lines: a solid top line, a dashed middle line, a solid bottom line, and a dashed line at the very bottom.

A large rounded rectangular box for handwriting practice. In the top-left corner, there is a smaller rounded rectangle containing the letters 'W' and 'w' in a simple, outlined font. Below this, the main area of the box is divided into four horizontal sections by lines: a solid top line, a dashed middle line, a solid bottom line, and a dashed line at the very bottom.


A large rounded rectangular box for handwriting practice. In the top-left corner, there is a smaller rounded rectangle containing the letters 'W' and 'w' in a simple, outlined font. Below this, the main area of the box is divided into four horizontal sections by lines: a solid top line, a dashed middle line, a solid bottom line, and a dashed line at the very bottom.

A large rounded rectangular box for handwriting practice. In the top-left corner, there is a smaller rounded rectangle containing the letters 'W' and 'w' in a simple, outlined font. Below this, the main area of the box is divided into four horizontal sections by lines: a solid top line, a dashed middle line, a solid bottom line, and a dashed line at the very bottom.




Ww

Blank space for writing with a set of three horizontal lines (top solid, middle dashed, bottom solid).




Ww

Blank space for writing with a set of three horizontal lines (top solid, middle dashed, bottom solid).




Ww

Blank space for writing with a set of three horizontal lines (top solid, middle dashed, bottom solid).



Ww

Blank space for writing with a set of three horizontal lines (top solid, middle dashed, bottom solid).



Xx


---

---

---

---

---



Xx


---

---

---

---

---



Xx


---

---

---

---

---



Xx

---

---

---

---

---



Yy

---

---

---

---

---

---

Yy

---

---

---

---

---

---

Yy

---

---

---

---

---

---

Yy

---

---

---

---

---

---

Zz

Zz

Zz

Zz

A blank dictionary card template. It features a rounded rectangular border. In the top-left corner, there is a smaller rounded rectangle intended for a drawing. The main body of the card is divided into two sections by a horizontal line. The upper section is a large blank space for a definition. The lower section contains a set of writing lines: a solid top line, a dashed middle line, and a solid bottom line.

A blank dictionary card template, identical to the one on the left. It features a rounded rectangular border, a drawing box in the top-left corner, and a large blank space for a definition above a set of writing lines (solid top, dashed middle, solid bottom).

A blank dictionary card template, identical to the others. It features a rounded rectangular border, a drawing box in the top-left corner, and a large blank space for a definition above a set of writing lines (solid top, dashed middle, solid bottom).

A blank dictionary card template, identical to the others. It features a rounded rectangular border, a drawing box in the top-left corner, and a large blank space for a definition above a set of writing lines (solid top, dashed middle, solid bottom).

A blank dictionary card template. It features a rounded rectangular border. In the top-left corner, there is a smaller rounded rectangle intended for a drawing. The bottom portion of the card is divided into two sets of writing lines: each set consists of a solid top line, a dashed middle line, and a solid bottom line.

A blank dictionary card template. It features a rounded rectangular border. In the top-left corner, there is a smaller rounded rectangle intended for a drawing. The bottom portion of the card is divided into two sets of writing lines: each set consists of a solid top line, a dashed middle line, and a solid bottom line.

A blank dictionary card template. It features a rounded rectangular border. In the top-left corner, there is a smaller rounded rectangle intended for a drawing. The bottom portion of the card is divided into two sets of writing lines: each set consists of a solid top line, a dashed middle line, and a solid bottom line.

A blank dictionary card template. It features a rounded rectangular border. In the top-left corner, there is a smaller rounded rectangle intended for a drawing. The bottom portion of the card is divided into two sets of writing lines: each set consists of a solid top line, a dashed middle line, and a solid bottom line.