

Name _____

Lesson 1 Word Shapes

Use the following word bank to write each word in the correct word shape boxes.

cab, dad, sad, ram, cat, ran, map

(1)

--	--	--

(5)

(2)

(6)

(3)

(7)

--	--	--

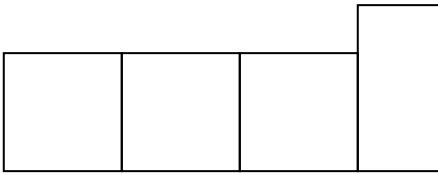
(4)


Name _____

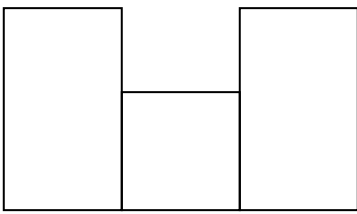
Lesson **2** Word Shapes

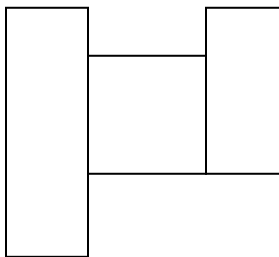
Use the following word bank to write each word in the correct word shape boxes.


web, bed, tent, jet, sent, pen, yes


(1) 

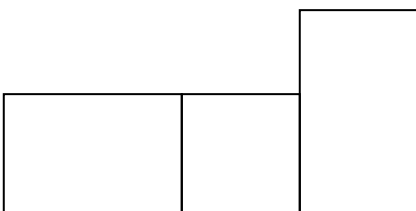
(5) 

(2) 

(6) 

(3) 

(7) 

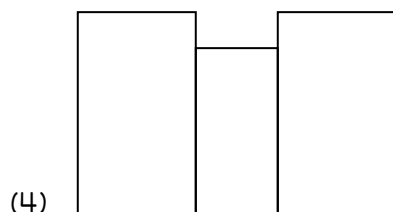
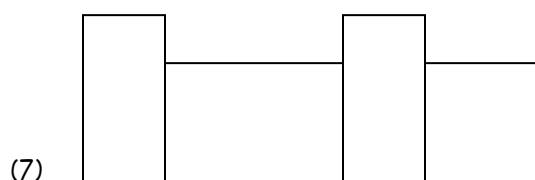
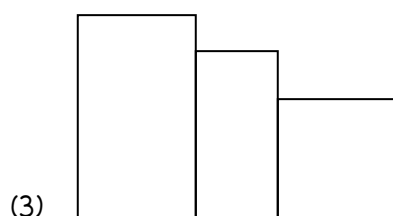
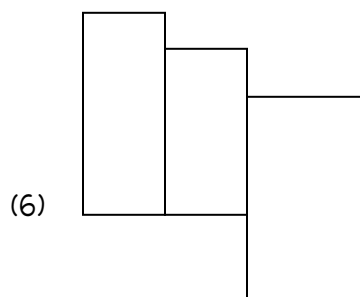
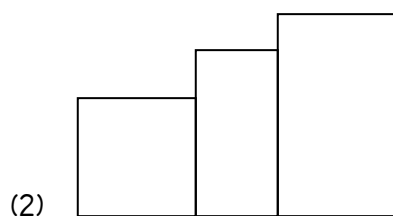
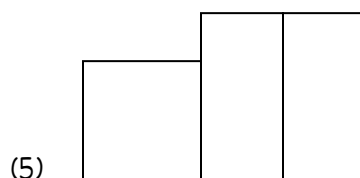
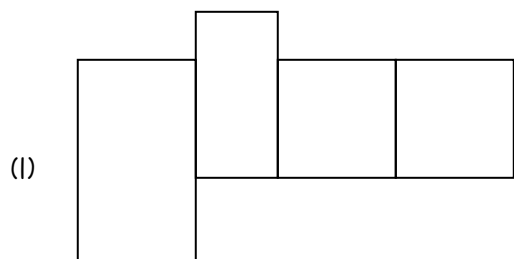
(4) 

Name _____

Lesson **3** Word Shapes

Use the following word bank to write each word in the correct word shape boxes.

sit, lip, kid, fin, twin, rib, give



Name _____

Lesson

4

Word
Shapes

Use the following word bank to write each word in the correct word shape boxes.

mop, dog, hot, mom, pot, sob, fox

(1)

--	--	--

(5)

--	--	--

(2)

--	--	--

(6)

--	--	--

(3)

--	--	--

(7)

--	--	--

(4)

--	--	--

Name _____

Lesson **5** Word Shapes

Use the following word bank to write each word in the correct word shape boxes.

sun, cup, run, cub, bud, hum, until

(1)

A word shape box consisting of a tall vertical rectangle on the left, followed by two shorter horizontal rectangles of equal height to its right.

(5)

A word shape box consisting of three horizontal rectangles of equal height and width, arranged side-by-side.

(2)

A word shape box consisting of a tall vertical rectangle on the left, a shorter horizontal rectangle in the middle, and another tall vertical rectangle on the right.

(6)

A word shape box consisting of two horizontal rectangles of equal height and width, followed by a taller vertical rectangle on the right.

(3)

A word shape box consisting of three horizontal rectangles of equal height and width, arranged side-by-side.

(7)

A word shape box consisting of two horizontal rectangles of equal height and width, followed by two taller vertical rectangles of equal height, and a final vertical rectangle on the far right that is the tallest in the shape.

(4)

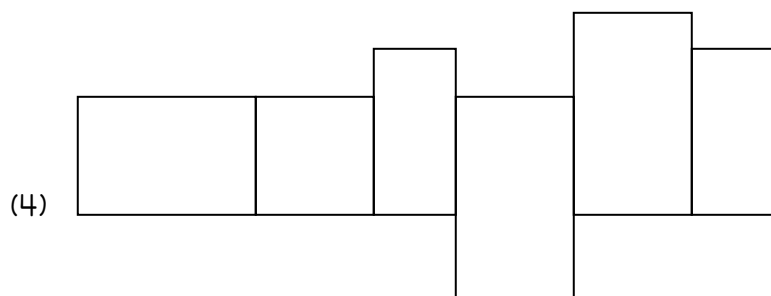
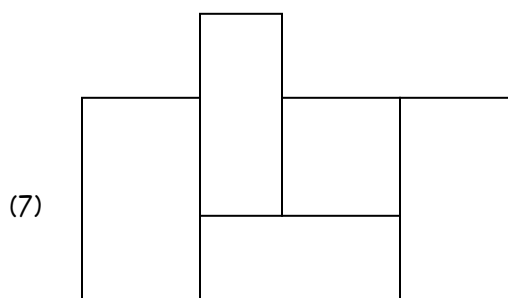
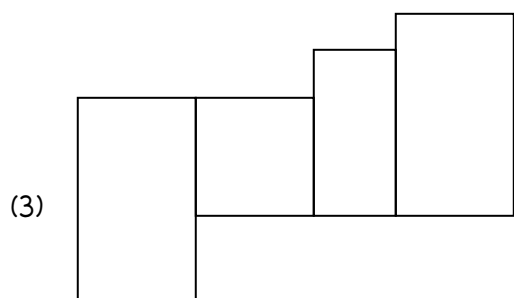
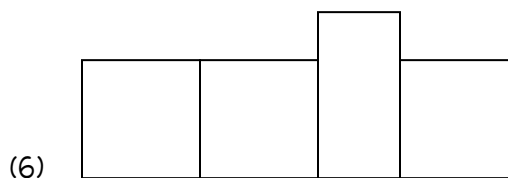
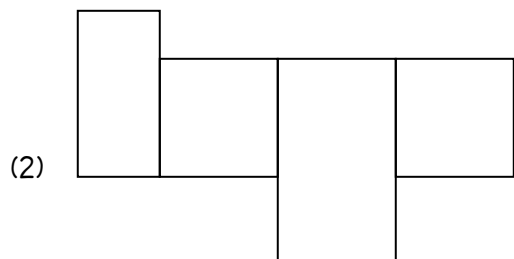

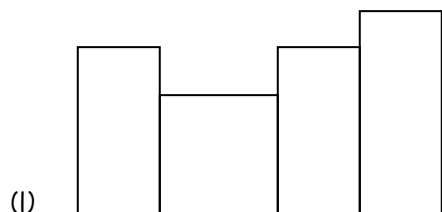
A word shape box consisting of two horizontal rectangles of equal height and width, followed by a vertical rectangle on the right that is taller than the horizontal ones.

Name _____

Lesson **6** Word Shapes

Use the following word bank to write each word in the correct word shape boxes.

rain, weight, play, cave, tail, paid, tape

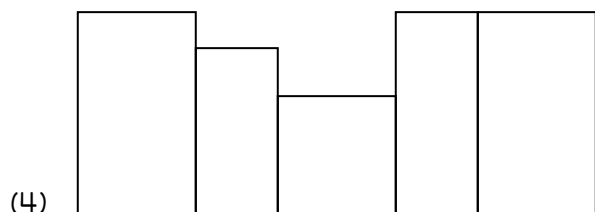
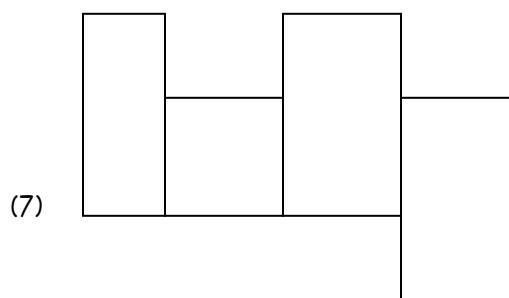
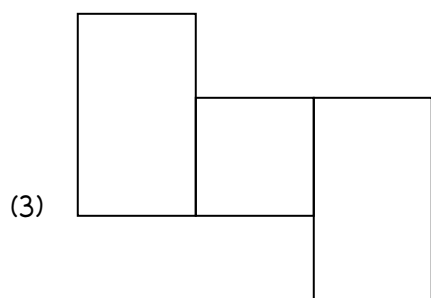

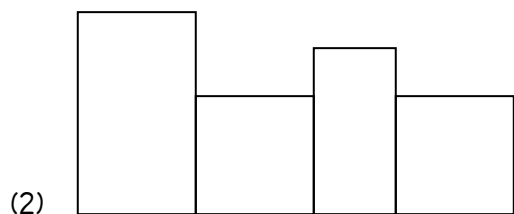




Name _____

Lesson **7** Word Shapes

Use the following word bank to write each word in the correct word shape boxes.

meat, bee, field, me, lady, key, Pete

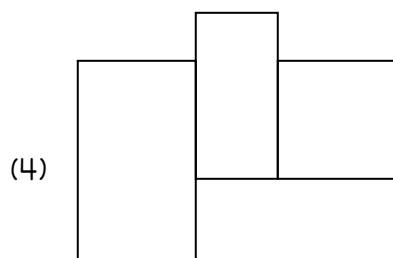
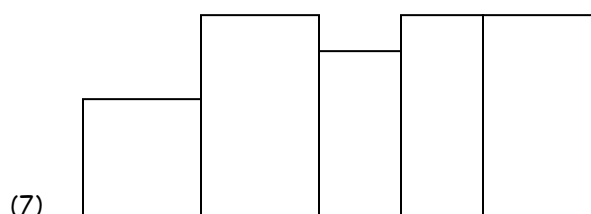
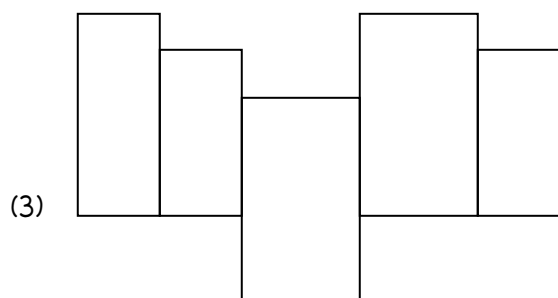
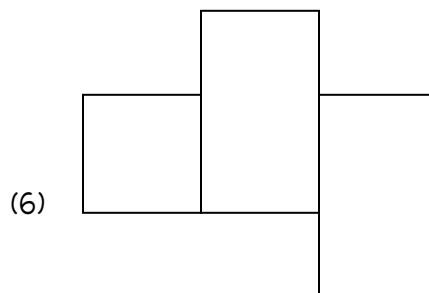
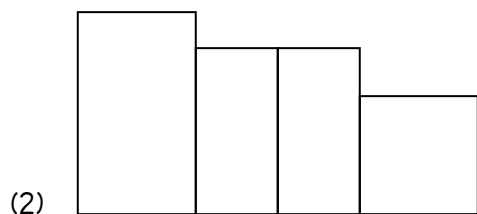

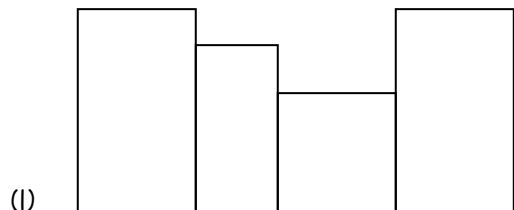


Name _____

Lesson **8** Word Shapes

Use the following word bank to write each word in the correct word shape boxes.

pie, light, child, kind, sky, kite, iron



Name _____

Lesson **9** Word Shapes

Use the following word bank to write each word in the correct word shape boxes.

doe, boat, no, tow, cold, most, rose

(1)

--	--	--	--

(5)

--	--

(2)

--	--	--	--

(6)

--	--	--	--

(3)

--	--	--	--

(7)

--	--	--

(4)

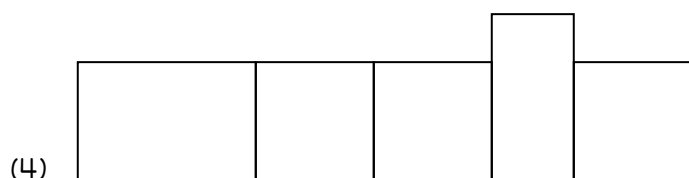
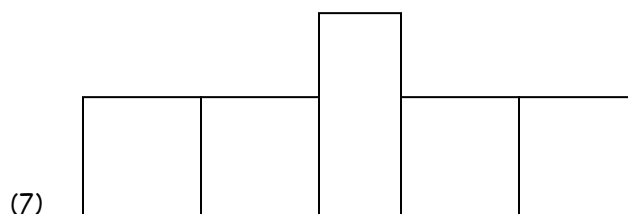
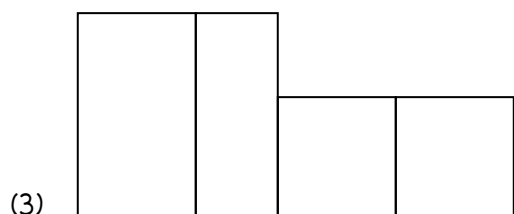
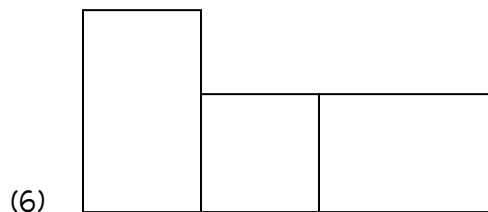
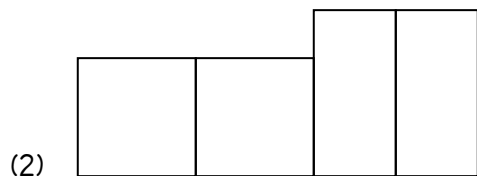
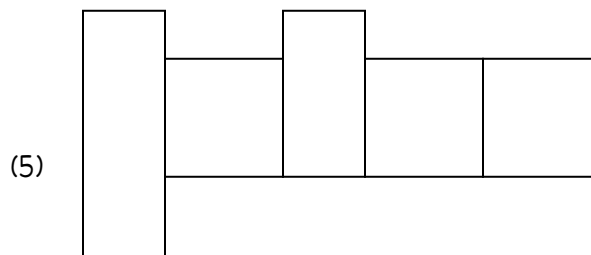
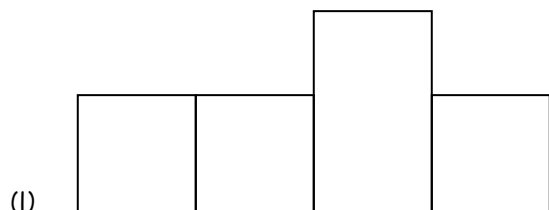
--	--	--

Name _____

Lesson **10** Word Shapes

Use the following word bank to write each word in the correct word shape boxes.

blue, suit, dew, cube, juice, music, value



Name _____

Lesson

11

Word
Shapes

Use the following word bank to write each word in the correct word shape boxes.

book, food, good, roof, cook, moon, foot

(1)

--	--	--	--

(5)

--	--	--	--

(2)

--	--	--	--

(6)

--	--	--	--

(3)

--	--	--	--

(7)

--	--	--	--

(4)

--	--	--	--

Name _____

Lesson **12** Word Shapes

Use the following word bank to write each word in the correct word shape boxes.

down, owl, town, foul, house, round, found

(1)

--	--	--	--

(5)

--	--	--	--	--

(2)

--	--	--	--	--

(6)

--	--	--	--

(3)

--	--	--	--	--

(7)

--	--	--

(4)

--	--	--	--

Name _____

Lesson **13** Word Shapes

Use the following word bank to write each word in the correct word shape boxes.

awful, dawn, law, paw, author, cause, autumn

(1)

--	--	--	--	--

(5)

--	--	--	--

(2)

--	--	--	--	--	--

(6)

--	--	--

(3)

--	--	--	--	--

(7)

--	--	--

(4)

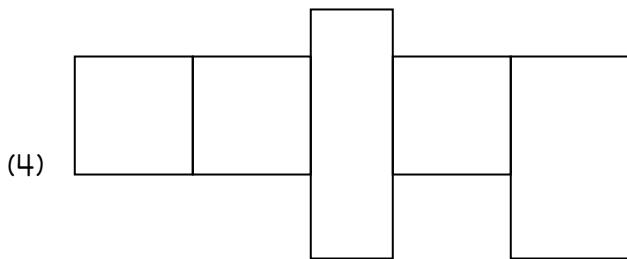
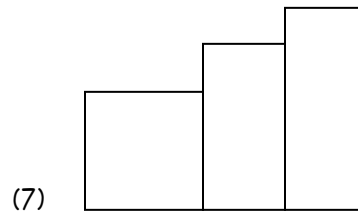
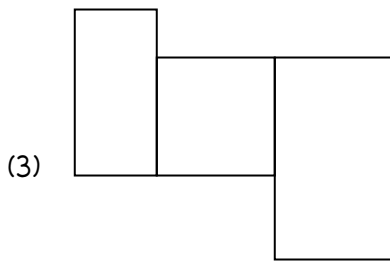
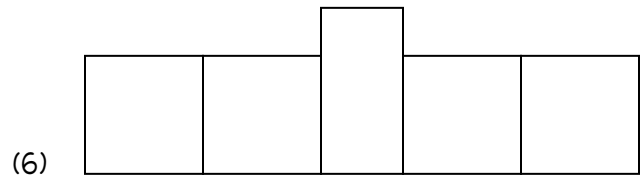
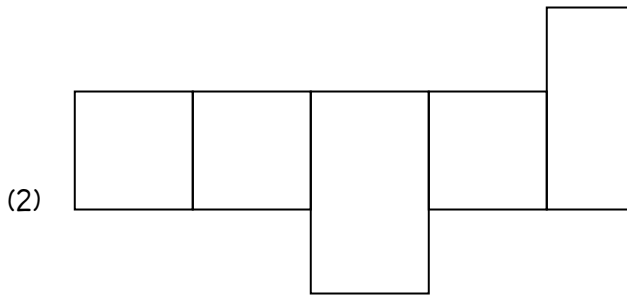
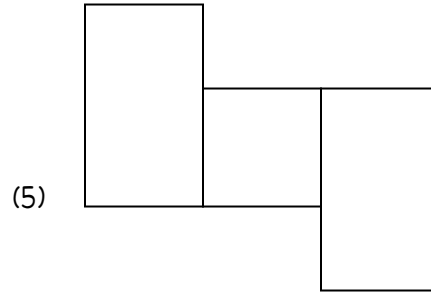
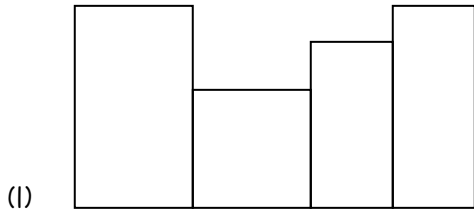
--	--	--	--	--	--

Name _____

Lesson **14** Word Shapes

Use the following word bank to write each word in the correct word shape boxes.

boy, toy, royal, enjoy, oil, boil, noise



Name _____

Use the following word bank to write each word in the correct word shape boxes.

art, born, store, fern, girl, sir, nurse

(1)

A word shape box consisting of a tall vertical rectangle on the left, followed by four shorter horizontal rectangles of equal height and width, all aligned at the bottom.

(5)

A word shape box consisting of five horizontal rectangles of equal height and width, all aligned at the bottom.

(2)

A word shape box consisting of a tall vertical rectangle on the left, followed by three shorter horizontal rectangles of equal height and width, all aligned at the bottom.

(6)

A word shape box consisting of four horizontal rectangles of equal height and width, all aligned at the bottom. The second rectangle from the left is taller than the others.

(3)

A word shape box consisting of three horizontal rectangles of equal height and width, all aligned at the bottom. The middle rectangle is taller than the others.

(7)

A word shape box consisting of four horizontal rectangles of equal height and width, all aligned at the bottom. The first rectangle is taller than the others.

(4)

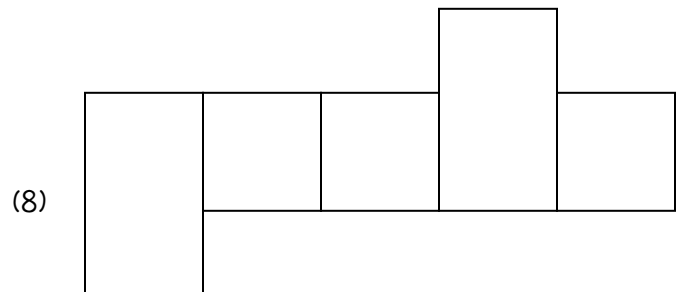
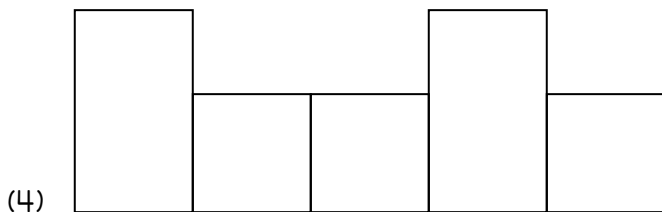

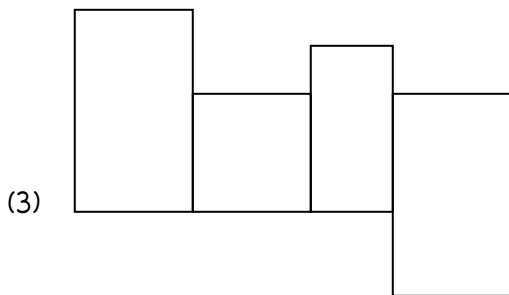
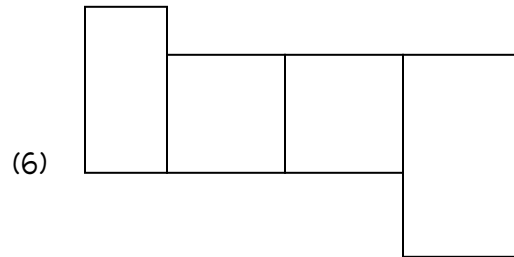
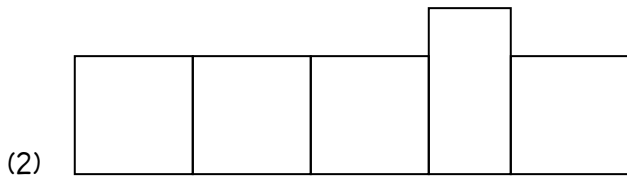

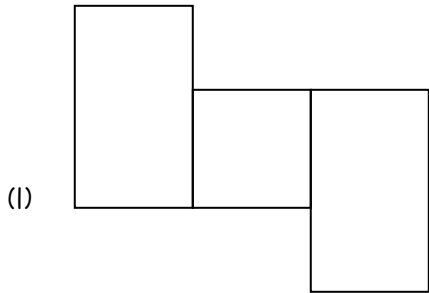
A word shape box consisting of three horizontal rectangles of equal height and width, all aligned at the bottom. The third rectangle is taller than the others.

Name _____

Lesson **16** Word Shapes

Use the following word bank to write each word in the correct word shape boxes.

broke, crate, drip, fry, grade, pray, trap, wren

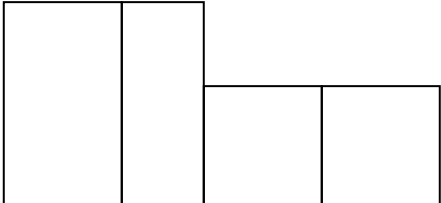


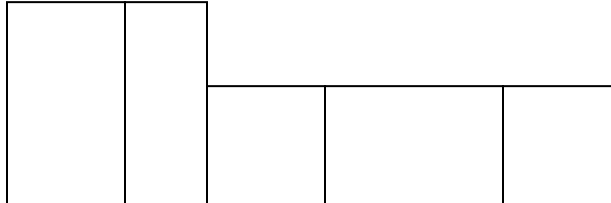
Name _____


Lesson **17** Word Shapes

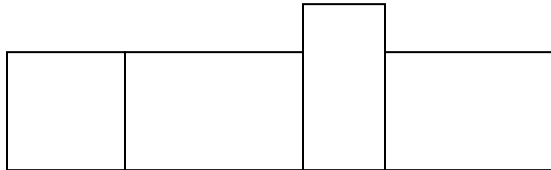
Use the following word bank to write each word in the correct word shape boxes.

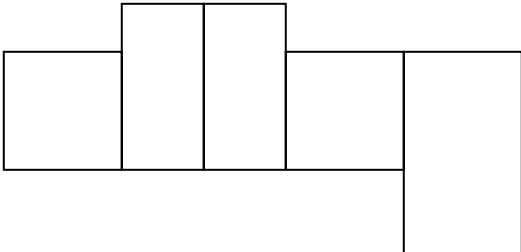
swim, blue, blame, sting, step, snail, float


(1) 

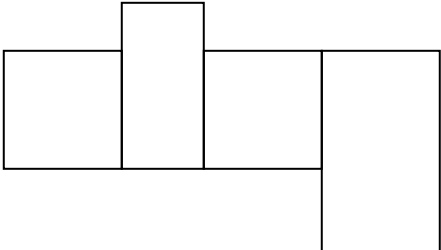
(5) 

(2) 

(6) 

(3) 


(7) 

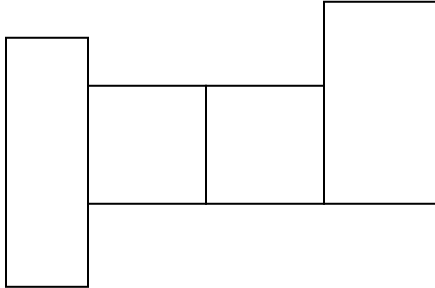
(4) 

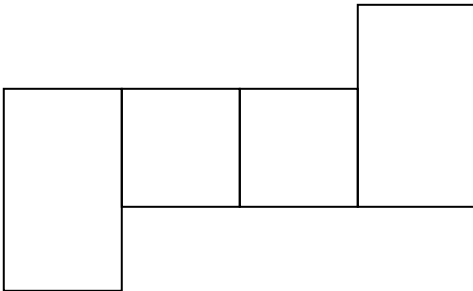
Name _____

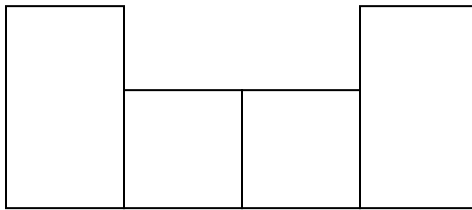
Use the following word bank to write each word in the correct word shape boxes.

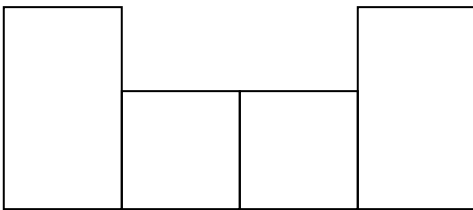
bang, sing, bank, honk, junk, pond, bend

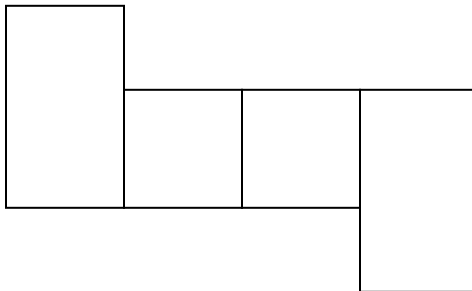
(1) 

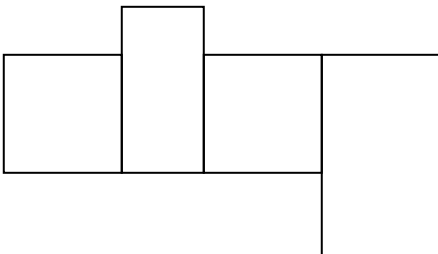
(5) 

(2) 

(6) 

(3) 

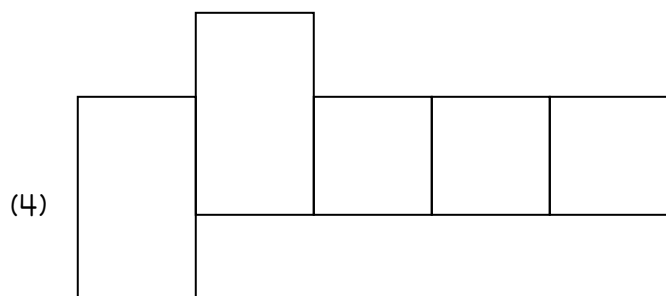
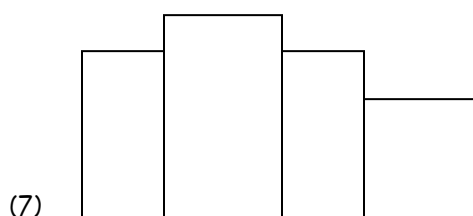
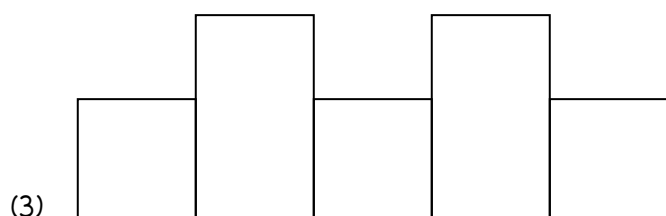
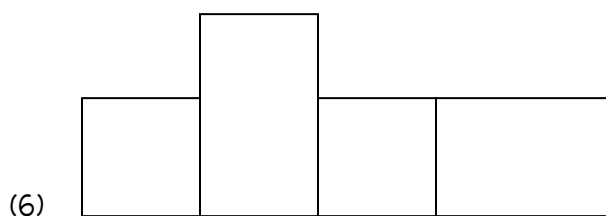
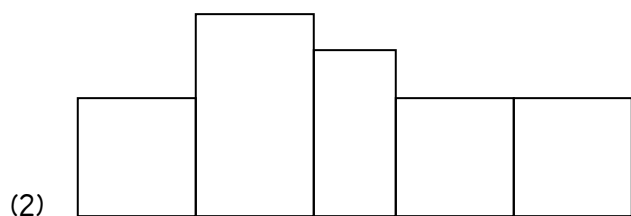
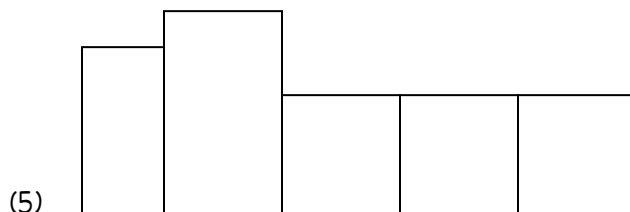
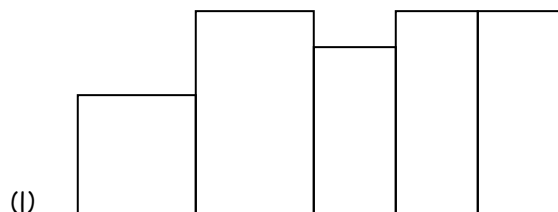
(7) 

(4) 

Name _____

Use the following word bank to write each word in the correct word shape boxes.

thorn, this, shine, shake, chill, chew, phone

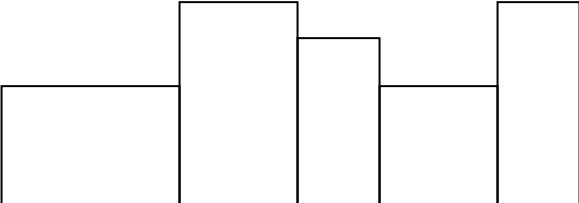


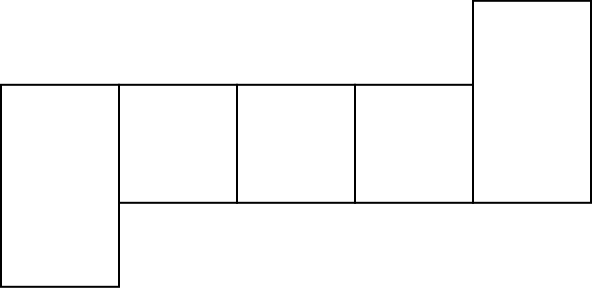
Name _____

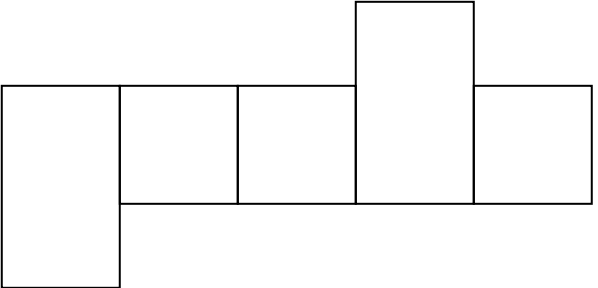
Lesson **20** Word Shapes

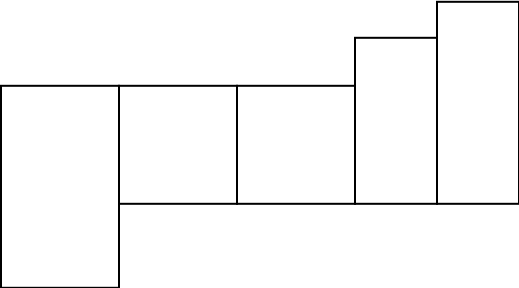
Use the following word bank to write each word in the correct word shape boxes.

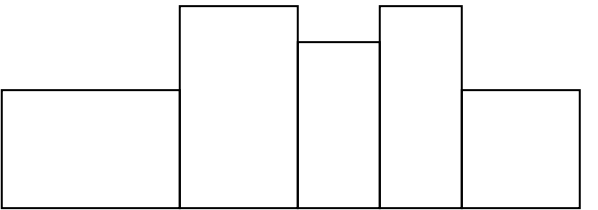
while, whale, whisk, whirl, quack, quail, quake

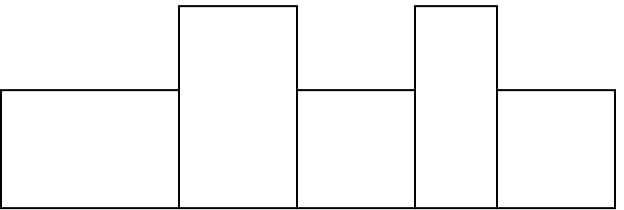
(1)  (5)

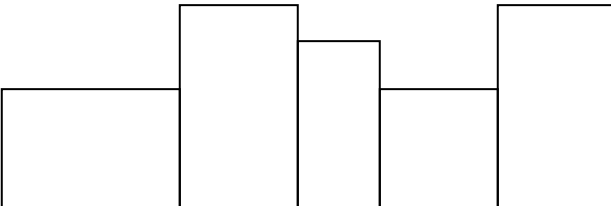


(2)  (6)



(3)  (7)



(4) 

Name _____

Use the following word bank to write each word in the correct word shape boxes.

gym, page, grab, giant, jump, joy, jam

(1)

(5)

(2)

(6)

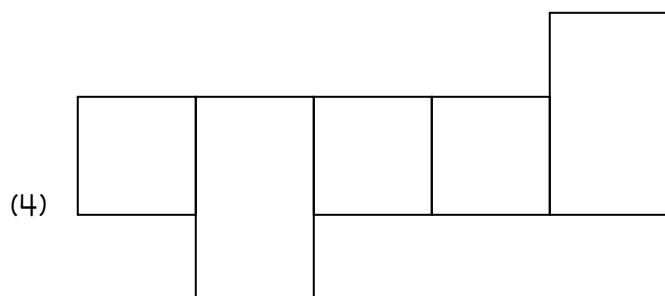
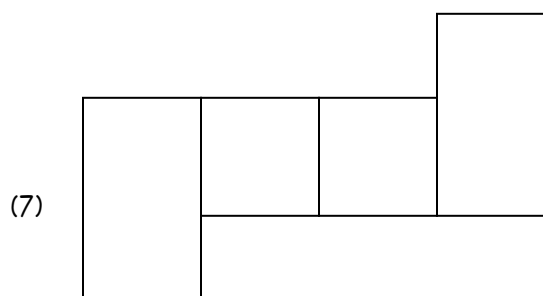
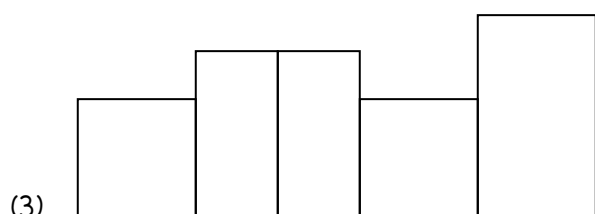

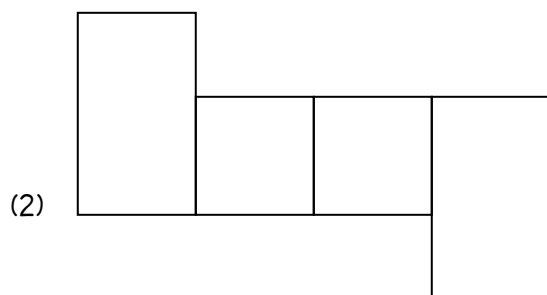
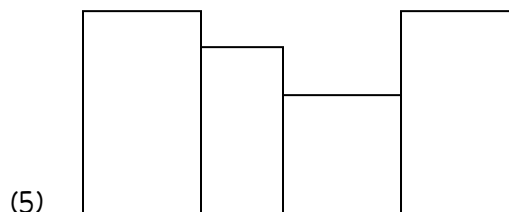
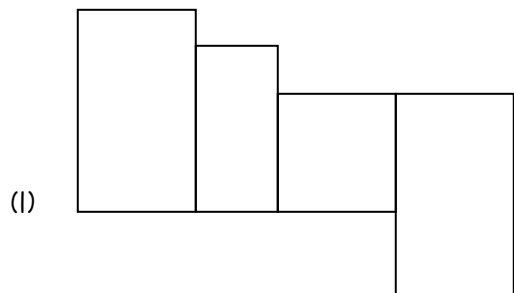
(3)

(7)

(4)

Use the following word bank to write each word in the correct word shape boxes.

sock, speck, stick, pack, kick, keep, king

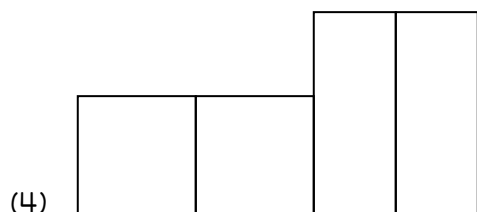

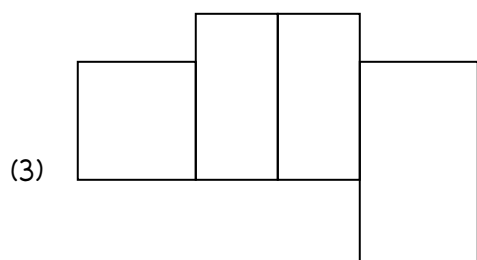

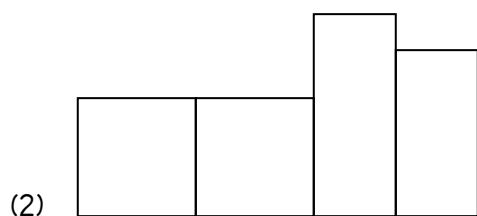
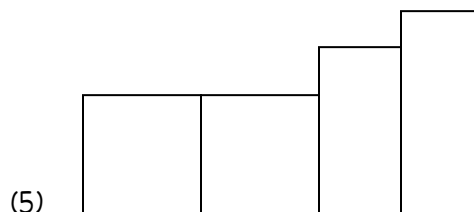


Name _____

Lesson **23** Word Shapes

Use the following word bank to write each word in the correct word shape boxes.

cell, cent, city, salt, sand, sea, sail

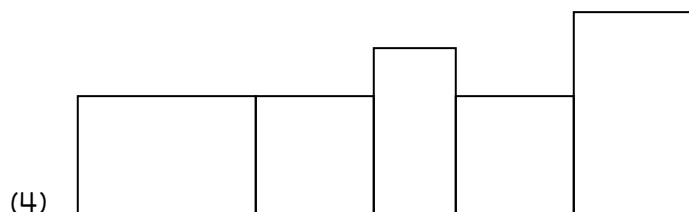
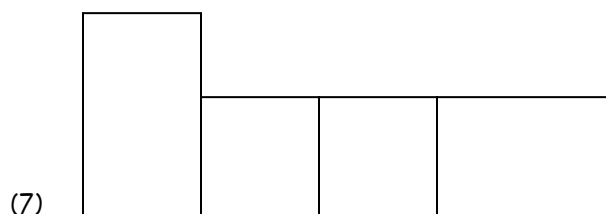
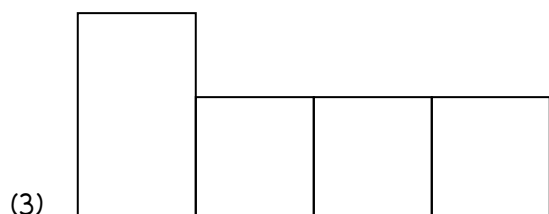
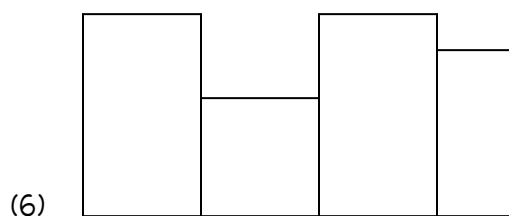


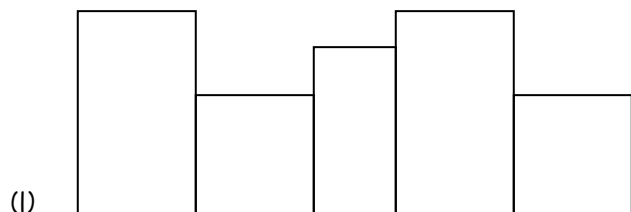


Name _____

Lesson **24** Word Shapes

Use the following word bank to write each word in the correct word shape boxes.

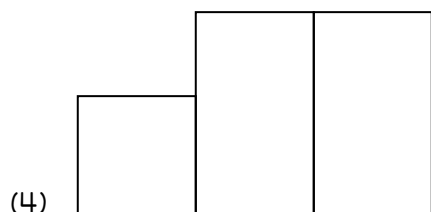
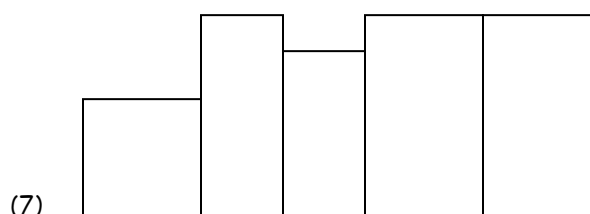
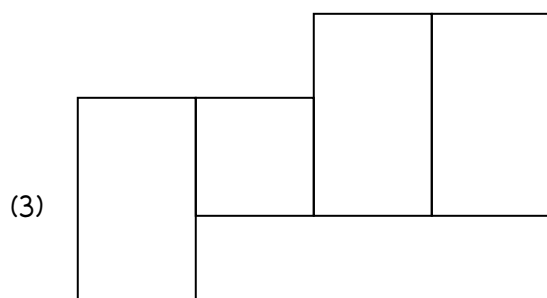
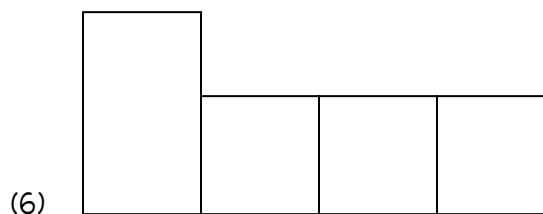
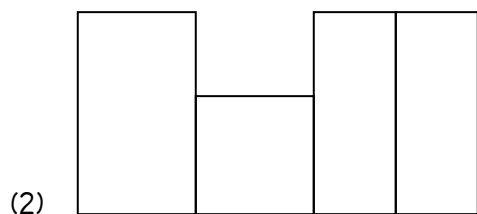
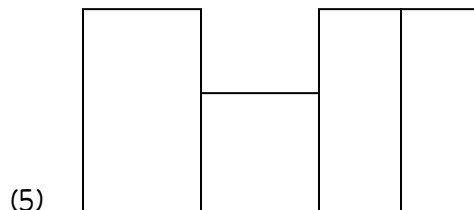

hour, watch, knife, know, lamb, numb, debt



Name _____

Use the following word bank to write each word in the correct word shape boxes.

cliff, fell, full, off, toss, puff, fuss



Name _____

Use the following word bank to write each word in the correct word shape boxes.

newspaper, raincoat, outside, milkshake
fireplace, homework, hotdog

(1)

--	--	--	--	--	--	--	--	--

(2)

--	--	--	--	--	--	--

(3)

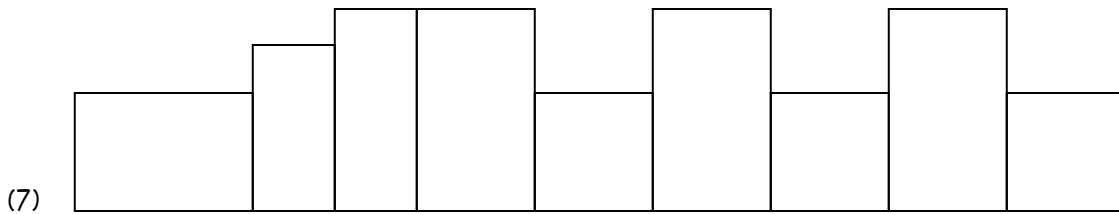
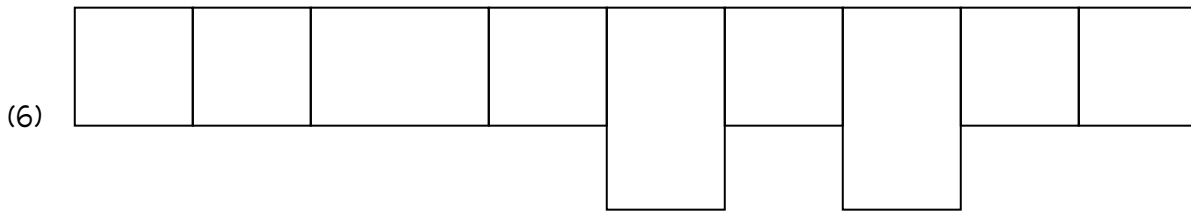
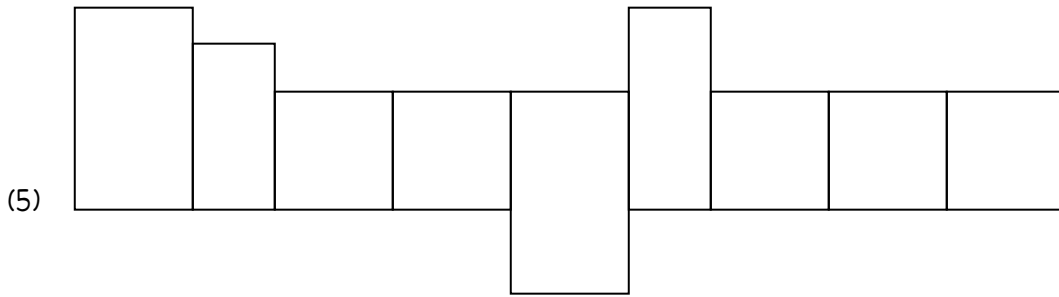
--	--	--	--	--	--	--	--	--

(4)

--	--	--	--	--	--	--

Name _____

Lesson **26** Word Shapes

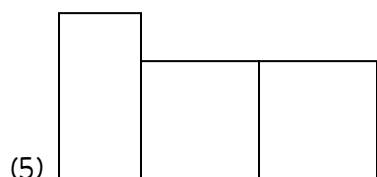
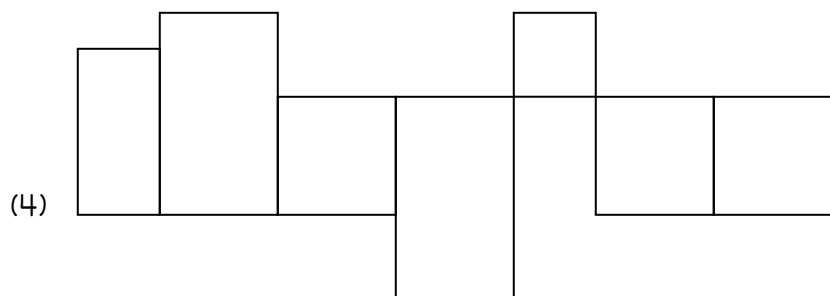
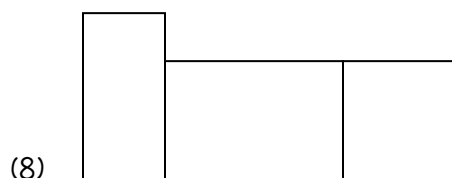
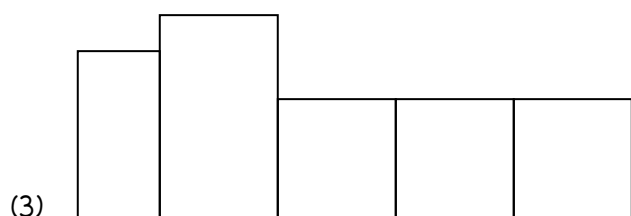
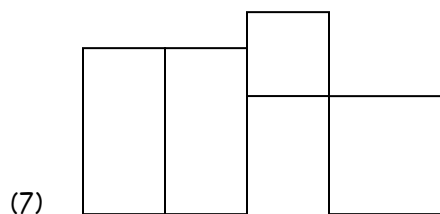
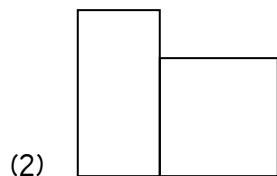
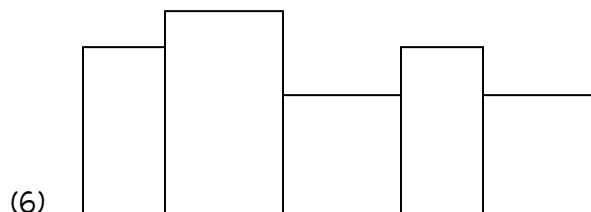
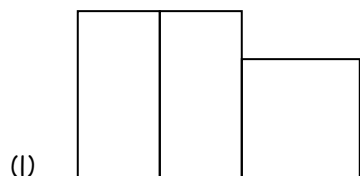


Name _____

Lesson **27** Word Shapes

Use the following word bank to write each word in the correct word shape boxes.

to, two, too, there, their, they're, its, it's



Name _____

Use the following word bank to write each word in the correct word shape boxes.

retire, unwrap, walked, moved, trying
baking, stopping

(1)

--	--	--	--	--	--	--

(2)

--	--	--	--	--	--	--

(3)

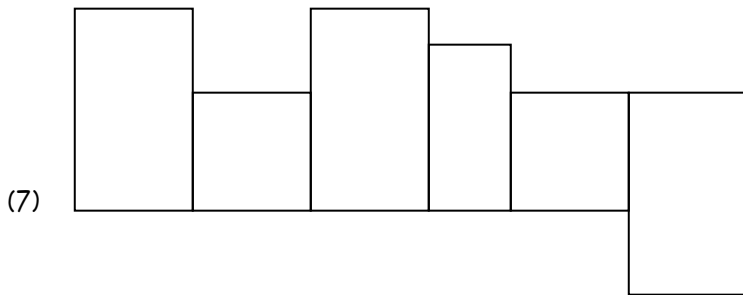
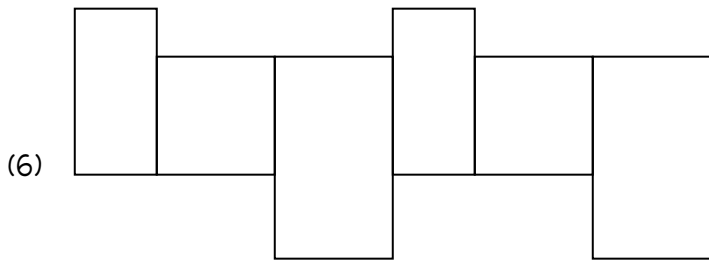
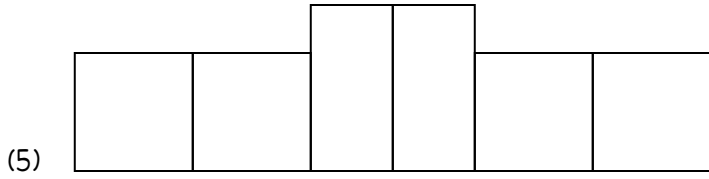
--	--	--	--	--	--	--	--

(4)

--	--	--	--	--	--

Name _____

Lesson **29** Word Shapes

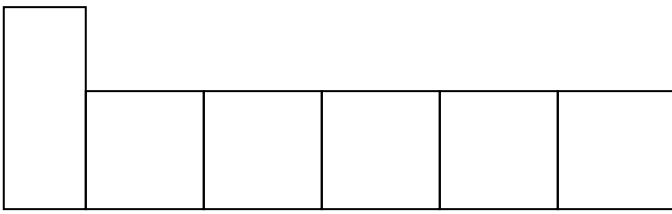


Name _____

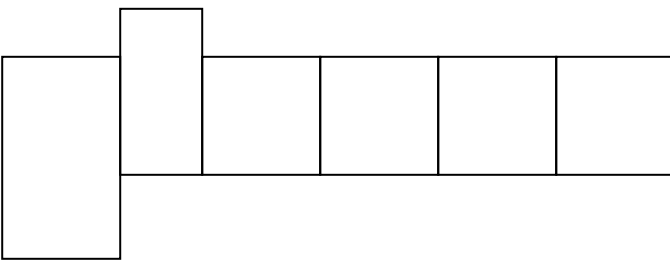
Lesson **30** Word Shapes

Use the following word bank to write each word in the correct word shape boxes.

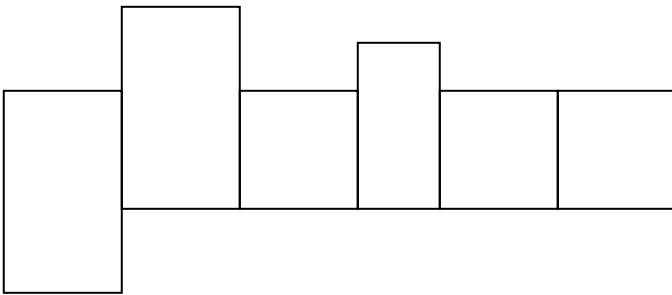
heroes, radios, pianos, photos, cities
leaves, roofs, cliffs

(1) 

A grid for a 7-letter word. The first two letters are in a single vertical column. The remaining five letters are in a single horizontal row.

(2) 

A grid for a 7-letter word. The first two letters are in a single vertical column. The third and fourth letters are in a single vertical column. The fifth, sixth, and seventh letters are in a single horizontal row.

(3) 


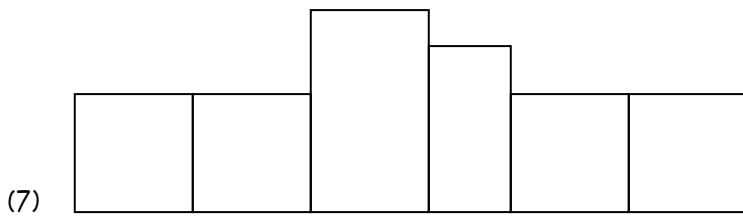
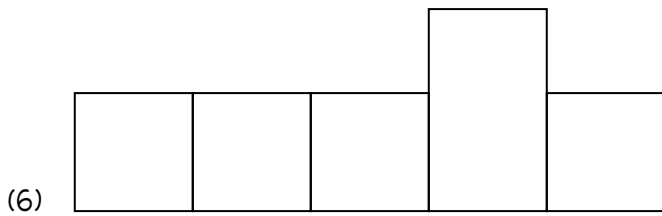
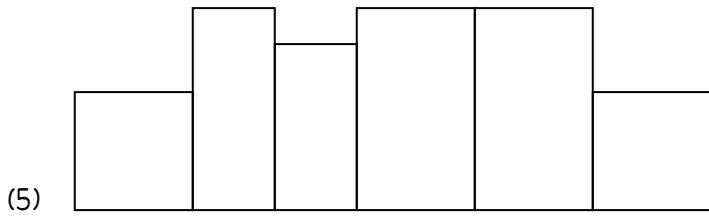
A grid for a 7-letter word. The first two letters are in a single vertical column. The third, fourth, and fifth letters are in a single vertical column. The sixth and seventh letters are in a single horizontal row.

(4) 

A grid for a 7-letter word. The first three letters are in a single vertical column. The remaining four letters are in a single horizontal row.

Name _____

Lesson **30** Word Shapes



Name _____

Lesson **31** Word Shapes

Use the following word bank to write each word in the correct word shape boxes.

men, women, children, people, geese, mice, oxen

(1)

--	--	--	--

(5)

--	--	--	--	--

(2)

--	--	--	--	--

(6)

(3)

--	--	--	--

(7)

(4)

Use the following word bank to write each word in the correct word shape boxes.

Sunday, Monday, Tuesday, Wednesday
Thursday, Friday, Saturday

(1)

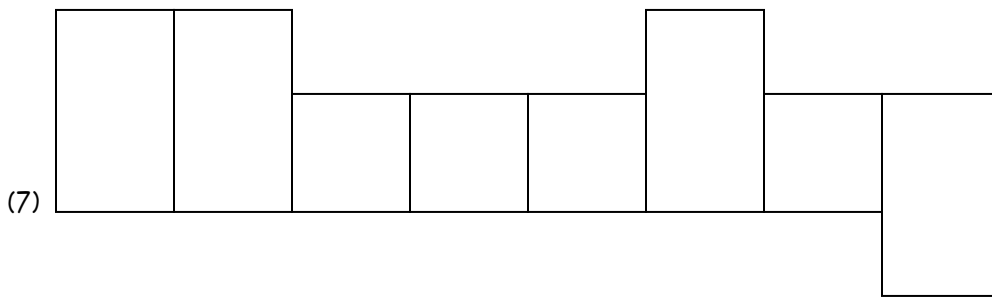
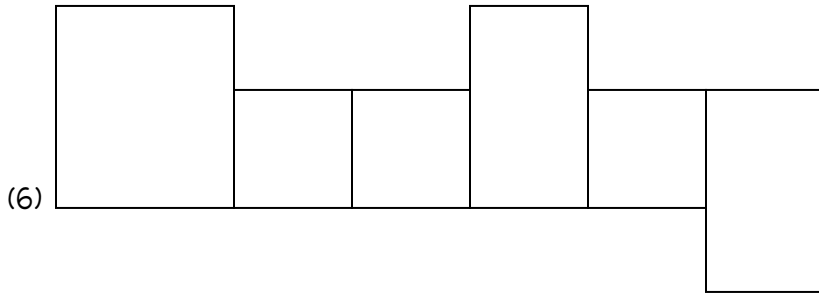
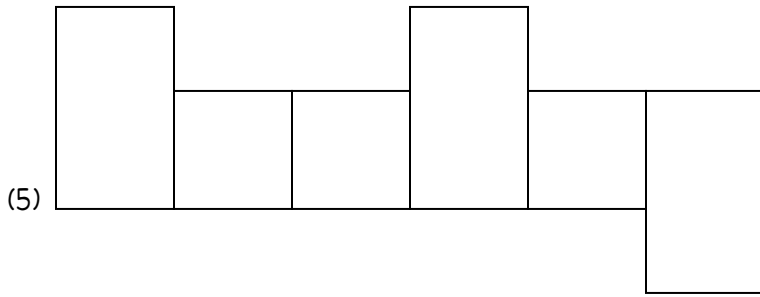
(2)

(3)

(4)

Name _____

Lesson **32** Word Shapes

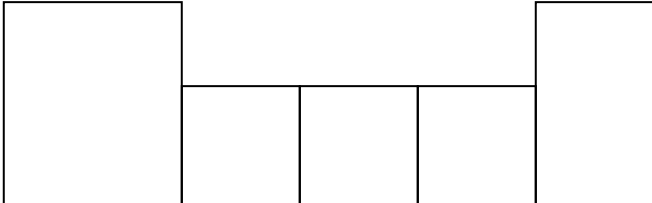


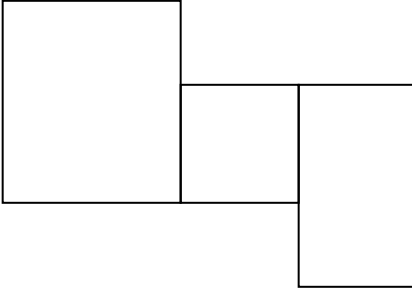
Name _____

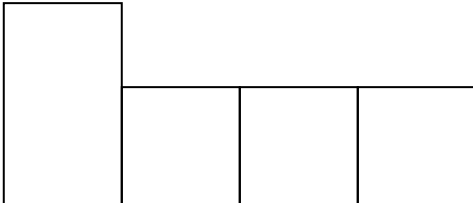
Lesson **33** Word Shapes

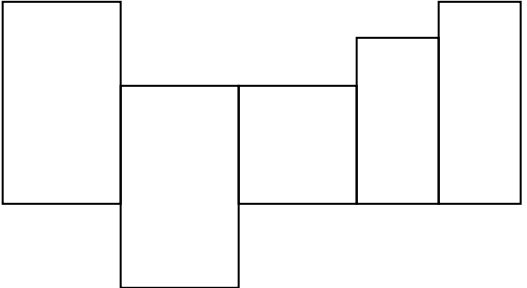
Use the following word bank to write each word in the correct word shape boxes.

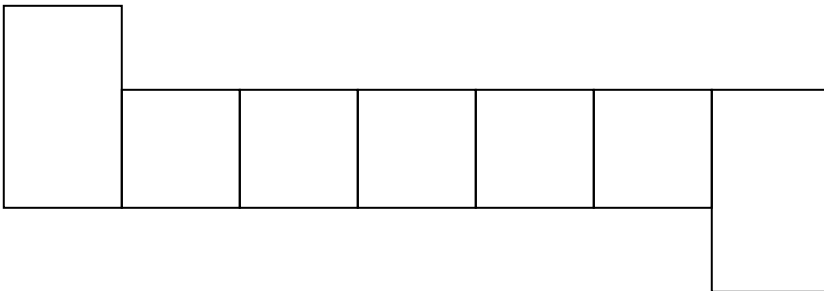
January, February, March, April, May, June

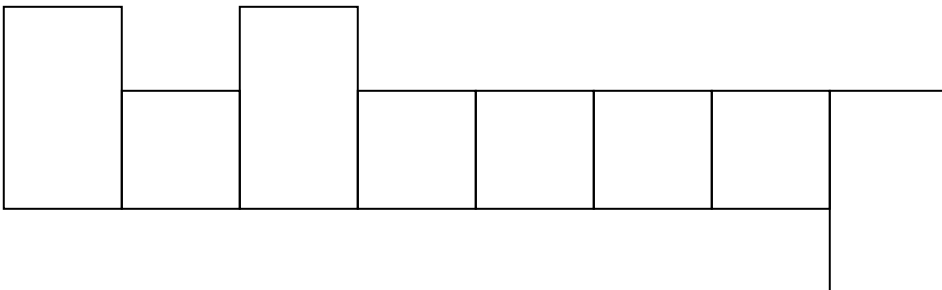
(1) 

(5) 

(2) 

(6) 

(3) 

(4) 

Name _____

Use the following word bank to write each word in the correct word shape boxes.

July, August, September, October
November, December

(1) (6)

(2)

(3)

(4)

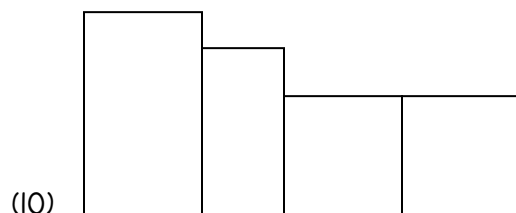
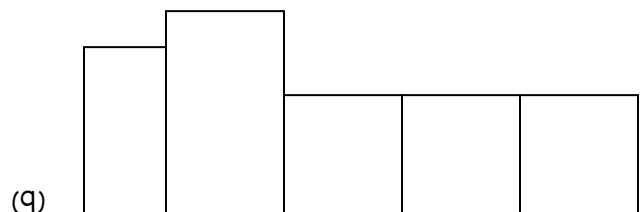
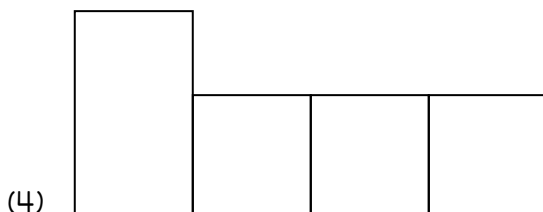
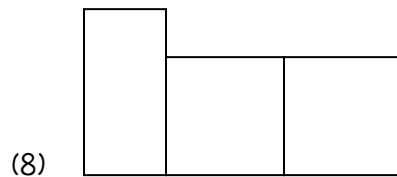

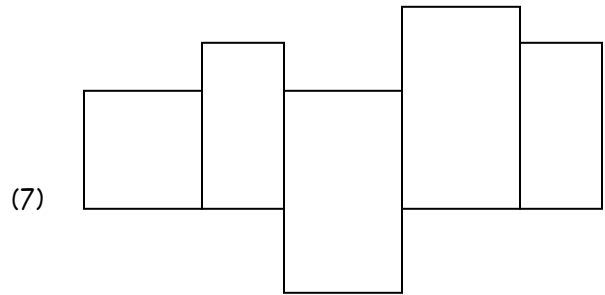
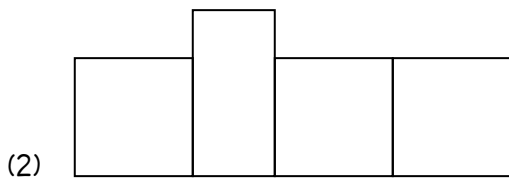
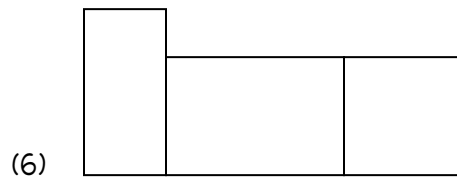
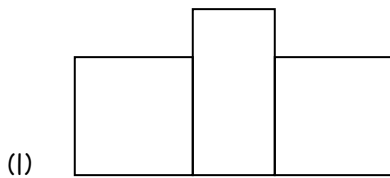
(5)

Name _____

Lesson **35** Word Shapes

Use the following word bank to write each word in the correct word shape boxes.

one, two, three, four, five
six, seven, eight, nine ten



Name _____

Lesson **36** Word Shapes

Use the following word bank to write each word in the correct word shape boxes.

eleven, twelve, thirteen, fourteen, fifteen
sixteen, seventeen, eighteen, nineteen, twenty

(1)

--	--	--	--	--	--	--	--	--

(2)

--	--	--	--	--	--	--	--	--	--

(3)

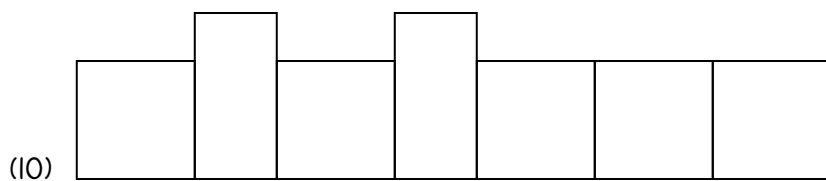
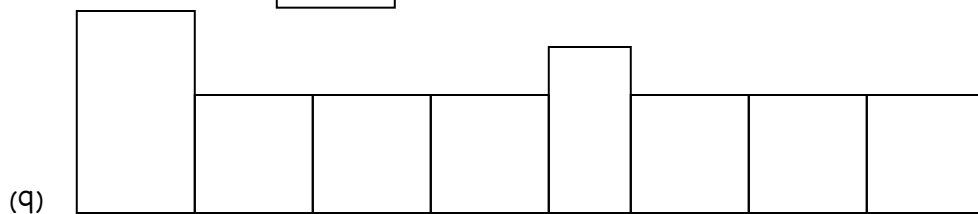
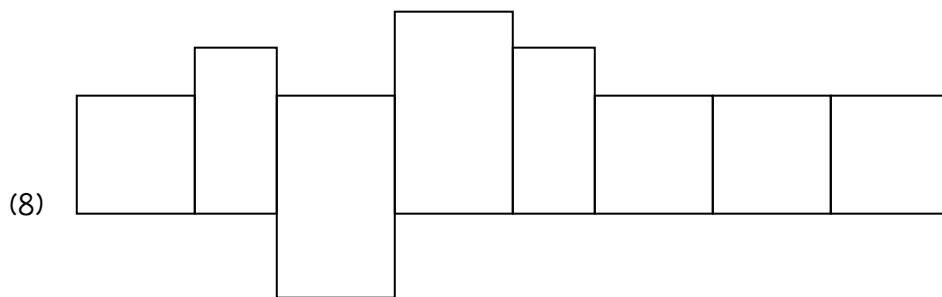
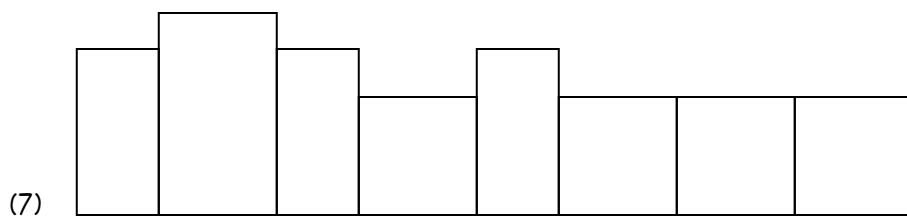
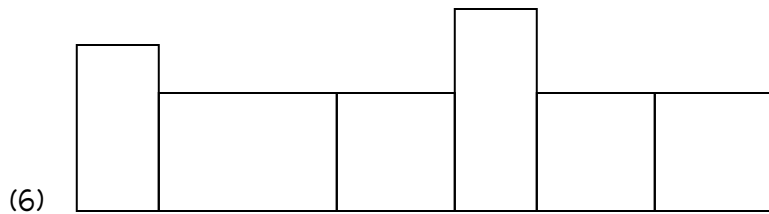
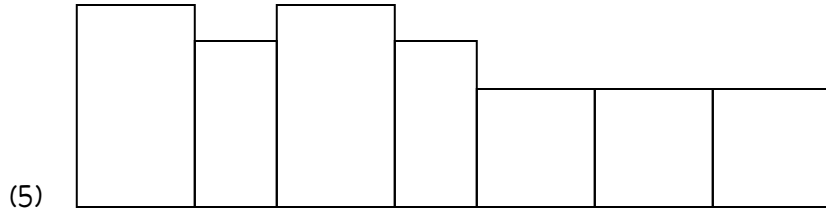
--	--	--	--	--	--

(4)

--	--	--	--	--	--	--

Name _____

Lesson **36** Word Shapes





Answers for the problems are provided here.

🔑 Word Shapes Answer Keys

Word Shapes; Lesson 1

1. ran
2. cab
3. map
4. sad
5. cat
6. dad
7. ram

Word Shapes; Lesson 2

1. sent
2. bed
3. yes or pen
4. web
5. pen or yes
6. jet
7. tent

Word Shapes; Lesson 3

1. give
2. rib
3. fin
4. kid
5. sit
6. lip
7. twin

Word Shapes; Lesson 4

1. mom
2. pot
3. mop
4. dog
5. sob
6. fox
7. hot

Word Shapes; Lesson 5

1. hum
2. bud
3. run or sun
4. cup
5. sun or run
6. cub
7. until

Word Shapes; Lesson 6

1. tail
2. tape
3. paid
4. weight
5. cave
6. rain
7. play

Word Shapes; Lesson 7

1. me
2. Pete
3. key
4. field
5. bee
6. meat
7. lady

Word Shapes; Lesson 8

1. kind
2. kite
3. light
4. pie
5. iron
6. sky
7. child

Word Shapes; Lesson 9

1. rose
2. cold
3. most
4. tow
5. no
6. boat
7. doe

Word Shapes; Lesson 10

1. cube
2. suit
3. blue
4. music
5. juice
6. dew
7. value

Word Shapes; Lesson 11

1. cook or roof
2. moon
3. foot
4. good
5. book or food
6. food or book
7. roof or cook

Word Shapes; Lesson 12

1. foul
2. round
3. house
4. down
5. found
6. town
7. owl

Word Shapes; Lesson 13

1. awful
2. author

3. cause
4. autumn
5. dawn
6. law
7. paw

Word Shapes; Lesson 14

1. boil
2. royal
3. toy
4. enjoy
5. boy
6. noise
7. oil

Word Shapes; Lesson 15

1. born or fern
2. fern or born
3. sir
4. art
5. nurse
6. store
7. girl

Word Shapes; Lesson 16

1. fry
2. crate
3. drip
4. broke
5. pray
6. trap
7. wren
8. grade

Word Shapes; Lesson 17

1. blue
2. float
3. sting
4. step

5. blame
6. swim
7. snail

Word Shapes; Lesson 18

1. bend or bank or honk
2. pond
3. bank or honk or bend
4. sing
5. junk
6. honk or bank or bend
7. bang

Word Shapes; Lesson 19

1. chill
2. shine
3. shake
4. phone
5. thorn
6. chew
7. this

Word Shapes; Lesson 20

1. whirl
2. quake
3. while
4. whisk
5. quack
6. quail
7. whale

Word Shapes; Lesson 21

1. jump
2. joy
3. grab
4. jam
5. page
6. gym
7. giant

Word Shapes; Lesson 22

1. king
2. keep
3. stick
4. speck
5. kick
6. sock
7. pack

Word Shapes; Lesson 23

1. sea
2. salt
3. city
4. cell
5. sail
6. cent
7. sand

Word Shapes; Lesson 24

1. knife
2. numb
3. hour
4. watch
5. lamb
6. debt
7. know

Word Shapes; Lesson 25

1. toss
2. full or fell
3. puff
4. off
5. fell or full
6. fuss
7. cliff

Word Shapes; Lesson 26

1. raincoat
2. hotdog

3. homework
4. outside
5. fireplace
6. newspaper
7. milkshake

Word Shapes; Lesson 27

1. its
2. to
3. there
4. they're
5. too
6. their
7. it's
8. two

Word Shapes; Lesson 28

1. won't
2. we've
3. you're
4. aren't
5. let's
6. don't
7. I'm

Word Shapes; Lesson 29

1. unwrap
2. walked
3. stopping
4. moved
5. retire
6. trying
7. baking

Word Shapes; Lesson 30

1. leaves
2. pianos
3. photos
4. cities

5. cliffs
6. roofs
7. radios
8. heroes

Word Shapes; Lesson 31

1. mice
2. oxen
3. men
4. children
5. women
6. people
7. geese

Word Shapes; Lesson 32

1. Tuesday
2. Friday
3. Saturday
4. Wednesday
5. Sunday
6. Monday
7. Thursday

Word Shapes; Lesson 33

1. March
2. June
3. January
4. February
5. May
6. April

Word Shapes; Lesson 34

1. August
2. October
3. December or November
4. November or December
5. September
6. July

Word Shapes; Lesson 35

1. six
2. nine
3. seven
4. four
5. one
6. two
7. eight
8. ten
9. three
10. five

Word Shapes; Lesson 36

1. nineteen
2. seventeen
3. eleven
4. twenty
5. fifteen
6. twelve
7. thirteen
8. eighteen
9. fourteen
10. sixteen